












## Power Rankings:

Rank	Stadium/Team	Railing	Escalator	Ramps	Elevator	Seating Accommodations	Line of Sight	Exiting	Overall Score
1	 Yankee Stadium – New York City FC	✓	✓	✓	✓	✓	✓	✓	95
2	 BBVA Compass Stadium – Houston Dynamo	✓	✓	✓	✓	✓	✓	✓	91
3	 Toyota Stadium – FC Dallas	✓	✓	✓	✓	✓	✓	✓	90
4	 Gillette Stadium – New England Revolution	✓	✓	✓	✓	✓	✓		88
5	 Mapfre Stadium – Columbus Crew	✓		✓	✓	✓	✓	✓	87
6	 Toyota Park – Chicago Fire	✓	✓	✓	✓	✓	✓		87
7	 Citrus Bowl – Orlando City	✓	✓	✓	✓	✓	✓		86
8	 BC Place - Vancouver Whitecaps	✓		✓	✓	✓	✓	✓	86

9	 CenturyLink Field – Seattle Sounders	✓	✓	✓	✓	✓	✓		85
10	 Saputo Stadium – Montreal Impact	✓	✓		✓	✓	✓	✓	85
11	 Dick's Sporting Goods Park – Colorado Rapids	✓		✓	✓	✓	✓		74
12	 PPL Park – Philadelphia Union	✓		✓	✓	✓	✓		71
13	 Rio Tinto Stadium – Real Salt Lake City	✓		✓	✓	✓	✓		70
14	 BMO Field – Toronto FC	✓		✓	✓	✓	✓		68
15	 Sporting Park – Sporting Kansas City	✓		✓	✓	✓			62
16	 RFK Stadium – D.C. United	✓		✓	✓		✓		60
17	 Earthquakes	✓	✓		✓	✓			58

	Avaya Stadium – San Jose Earthquakes								
18	 Red Bull Arena – New York Red Bulls	✓			✓	✓	✓		57
19	 Providence Park – Portland Timbers	✓		✓	✓	✓			56
20	 StubHub Center – Los Angeles Galaxy	✓		✓	✓	✓			55

**Table Key:**

Railing	<ul style="list-style-type: none"> <li>- Railings are in the stadium</li> <li>- Amount of stadium that railings cover</li> <li>- Railings are easy to access</li> </ul>
Escalator	<ul style="list-style-type: none"> <li>- Escalator is present in the stadium</li> <li>- Amount of escalators in the stadium</li> <li>- Accessibility of the escalator(s)</li> </ul>
Ramps	<ul style="list-style-type: none"> <li>- Ramps are in the stadium</li> <li>- Available next to every staircase</li> <li>- Available inside the stadium seating area</li> </ul>
Elevator	<ul style="list-style-type: none"> <li>- Elevators are present in the stadium</li> <li>- Amount of elevators in the stadium</li> <li>- Allow access to every level of the stadium</li> </ul>
Seating Accommodations	<ul style="list-style-type: none"> <li>- Seating Accommodations are available to people with disabilities</li> <li>- Seats are easy to get to</li> <li>- Staff is available to help with assisted</li> </ul>

	seating
Line of Sight	- Attendees with disabilities are able to sit with a clear view of the pitch
Exiting	<ul style="list-style-type: none"> <li>- A clearly marked exit is available for people with disabilities</li> <li>- The exit is easy to get to by the attendees</li> <li>- Staff are on standby in case they are needed to assist in the exit</li> </ul>

## Summary:

### 1. Yankee Stadium - New York City, NY

Team: New York City FC

Year Opened: 2009

Power Rating: 95

Description: Yankee Stadium gets the highest power ranking because it checks off every single box in the power rankings. Its only drawback is that it is a crowded stadium, meaning that some sections would not have easy visibility, even though the majority will have good eye sight of the field.

### 2. BBVA Compass Stadium - Houston, TX

Team: Houston Dynamo

Year Opened: 2012

Power Rating: 91

Description: BBVA Compass Stadium is the highest rated soccer-specific on the list. There are several elevators and the guest accommodations for people with disabilities are highly rated and include seating arrangements with good views as well as several ramps and escalators.

### 3. Toyota Stadium - Dallas, TX

Team: FC Dallas

Year Opened: 2005

Power Rating: 90

Description: Toyota Stadium and BBVA Compass Stadium are in the same state, and have the nearly the same level of accessibility; the only variable that splits them apart is that there is a clearer line of sight for more seats in the BBVA Compass Stadium than the Toyota Stadium.

### 4. Gillette Stadium - Foxborough, MA

Team: New England Revolution

Year Opened: 2002

Power Rating: 88

Description: Gillette Stadium has everything in terms of accommodations, including great seating, several elevators and escalators, and easy-to-access ramps as well. However, it does not have a quick exit plan as it is very crowded in the halls after games, thus dropping it down to fourth on the list.

### 5. Mapfre Stadium - Columbus, OH

Team: Columbus Crew

Year Opened: 1999

Power Rating: 87

Description: Mapfre Stadium has similar benefits to the aforementioned stadiums higher up on the list, but a lack of escalators means it falls to fifth on the list; however, it does boast special seating for guests with disabilities and an easy exit plan as well.

5. Toyota Park - Bridgeview, IL

Team: Chicago Fire

Year Opened: 2006

Power Rating: 87

Description: Scoring the same rating as Mapfre Stadium, Toyota Park has many ramps and elevators to accommodate fans, but a tough exit situation means it's difficult to put it any higher on the list. However, the ranking probably does not do this stadium justice.

7. Citrus Bowl - Orlando, FL

Team: Orlando City

Year Opened: 1936

Power Rating: 86

Description: Although the Citrus Bowl is one of the oldest stadiums in the MLS, it recently underwent a heavy renovation, and now all that it is missing is an easy exit plan. However, Orlando City is planning to move into a new stadium in the next few years, so this power ranking could completely change once the new stadium is complete.

7. BC Place - Vancouver, BC

Team: Vancouver Whitecaps

Year Opened: 1983

Power Rating: 86

Description: Although BC Place does have ramps, elevators, railings, and good views, it is missing escalators, and with a less than ideal exit plan (is quite a common trend among MLS Stadiums), it reaches a maximum of 86 points to sit at joint 7<sup>th</sup> on the Power Rankings.

9. CenturyLink Field - Seattle, WA

Team: Seattle Sounders

Year Opened: 2002

Power Rating: 85

Description: A near perfect stadium if there ever was one, CenturyLink Field's seats are accessible and provide great views for the game. However, it is a very crowded stadium, so exiting can be a nightmare, meaning that it gets no higher than 85 points on the chart.

9. Saputo Stadium - Montreal, QC

Team: Montreal Impact

Year Opened: 2008

Power Rating: 85

Description: Saputo Stadium, on paper, looks ideal in terms of accessibility, but with no ramps and seating only available in limited numbers, it is hard to give it higher than a joint 9<sup>th</sup> place spot, simply because these two factors hinder its overall accessibility by people with disabilities.

11. Dick's Sporting Goods Park - Commerce City, CO

Team: Colorado Rapids

Year Opened: 2007

Power Rating: 74

Description: Dick's Sporting Goods Park is missing an easy exit solution and has no escalators, making it tricky to go to the upper level of the stadium in an efficient and quick manner.

Furthermore, a sight of the field is difficult in some sections of the stadium, especially if you are in a wheelchair. Therefore, it only gets a 74 on the Power Rankings and lies in 11<sup>th</sup> place.

12. PPL Park - Chester, PA

Team: Philadelphia Union

Year Opened: 2010

Power Rating: 71

Description: There aren't too many differences between PPL Park and Dick's Sporting Goods Park, except that PPL Park's seating accommodations for people with disabilities do not seem as efficient as those of Dick's Sporting Goods Park. However, having no official experience in either of those stadiums, we only could go off of secondary sources on this one.

13. Rio Tinto Stadium - Sandy, UT

Team: Real Salt Lake City

Year Opened: 2008

Power Rating: 70

Description: This stadium should be tied with PPL Park on points, yet PPL Park is newer and has had more changes made to its infrastructure, meaning that its efficiency in accessibility is higher than that of Rio Tinto Stadium.

14. BMO Field - Toronto, ON

Team: Toronto FC

Year Opened: 2007

Power Rating: 68

Description: In what seems to be a recurring trend amongst similarly ranked stadiums to BMO Field, a lack of escalators and a less-than-efficient exit plan means that BMO Field gets a score of just below 70 and falls to 14<sup>th</sup> on the power rankings.

15. Sporting Park - Kansas City, KS

Team: Sporting Kansas City

Year Opened: 2011

Power Rating: 62

Description: Having a lack of an escalator means that a likely-crowded elevator and ramps are the only way up to the upper part of the stadium for people with wheelchairs, which can be a serious hindrance.

16. RFK Stadium - Washington, D.C.

Team: D.C. United

Year Opened: 1961

Power Rating: 60

Description: Although RFK Stadium does technically have ADA accessible seating, we decided not to check it off because these seats seem to be poorly maintained (if they are anything like the regular seats). So, sadly RFK falls to 16<sup>th</sup> on the ranking, despite having several ramps and railings throughout the stadium.

17. Avaya Stadium - San Jose, CA

Team: San Jose Earthquakes

Year Opened: 2015

Power Rating: 58

Description: Even though this is a brand new stadium with a specified ADA Lift, a lack of efficient ramps and poor field views from the ADA seating as well as a crowded exit strategy means that Avaya Stadium will fall to 17<sup>th</sup> on the Power Ranking; however, improvement can still occur as it is a very new stadium.

18. Red Bull Arena - Harrison, NJ

Team: New York Red Bulls

Year Opened: 2010

Power Rating: 57

Description: One of three current Red Bull Arenas in the world, New York/New Jersey's edition is missing any substantial ramps, and in such a crowded area, it has a very crowded stadium, which means that any efficient and risk-free exit plans are out of the window.

19. Providence Park - Portland, OR

Team: Portland

Year Opened: 1926

Power Rating: 56

Description: With the oldest stadium in the MLS, Portland's Providence Park is missing escalators, field sight, and exiting, which means that it was never going to be very high on the list, especially given the crowded nature of the surrounding area.

20. StubHub Center - Carson, CA

Team: Los Angeles Galaxy

Year Opened: 2003

Power Rating: 55

Description: Quite surprisingly, the stadium that falls to 20<sup>th</sup> on the list is Los Angeles Galaxy. Although it does have ramps and an elevator, its field sight situation is just a tad bit worse than that of Providence Park, meaning that it just earns a score below its nearby rival.